

# Temperature Probes Thermowells

Bulletin SS09035 Issue/Rev. 0.3 (11/14)

## Smith Meter® Electronic Equipment

Smith Meter's temperature probes and wells are used to interface the temperature input necessary for Smith Meter's electronic presets and flow computers to make temperature-related calculations.

### Features

- 316 stainless steel well
- Platinum probe
- Explosion proof
- UL- and CSA-approved

## Applications

Applications include pipelines, shipping docks, loading racks, refineries, chemical plants, processing installations, and tank farms.

Applications	Probe/Well Model No.
Customer-installed in system piping. (3/4" NPT well)	TPW-3
Customer-installed in 3 or 4-inch 210 valve or system piping. (1/2" NPT Well)	TPW-4

## Specifications

### Probes (TP-3, 4)

Sheath Diameter: 1/4".

Number of Wires: Four (TP\_-3, 4).

Material of Construction: High purity platinum wire, fiberglass insulation.

Resistance: At 32°F (0°C) - 100 Ω.

Temperature Coefficient: At 32°F to 212°F (0°C to 100°C) - 0.00385 Ω/Ω/°C.

Temperature Tolerance: At (0°C) - (±0.1°C).

Temperature Range: -50°F to 800°F (-45°C to 425°C).

Connection Head: Listed by FM or UL and CSA for Class I, Div. 1, Groups B, C and D; Enclosure - NEMA Type 4.



Model TPW-3

### Thermowell (TPW-3)

Process Connection Size: 3/4" NPT (Standard).

Bore Size: 0.260.

Insertion Length: See Dimensional Table, Figure 2.

Material of Construction: 316 Stainless Steel.

### Thermowell (TPW-4)

Process Connection Size: 1/2" NPT.

Bore Size: 0.260.

Insertion Length: See Dimensional Table, Figure 2.

Material of Construction: 316 Stainless Steel.

**Note:** Can be mounted in the body of a PD meter that has a temperature boss or in a port of a 3" or 4" valve.

### Pipe size and well insertion length reference

Nominal Pipe Size	Well Insertion Length
2"	1.5
3-4"	2.5
6-8"	4.5
10-12"	7.5

## Dimensions

Inches (mm)

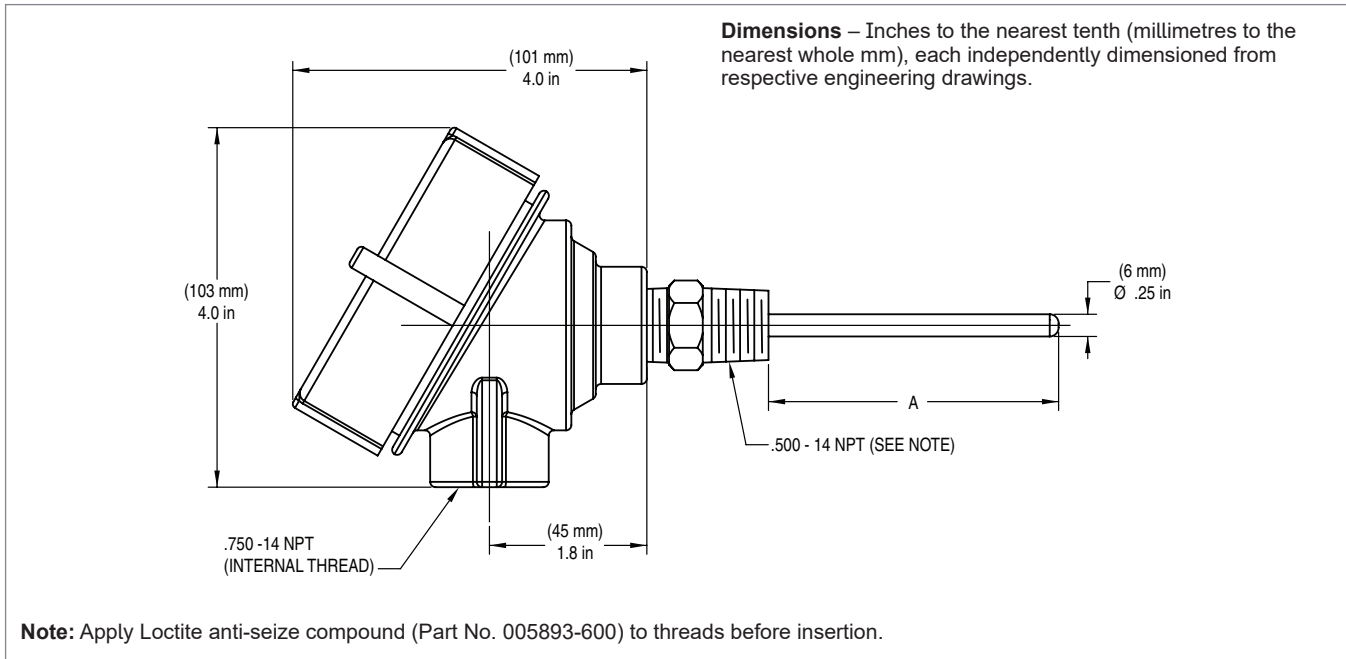


Figure 1 – Explosion-Proof Temperature Probe

## Explosion-Proof Temperature Probe

Model	Dimensions – inches (mm)
	A
TP - __3-1.5	2.2 (57)
TP - __3-2.5	3.2 (83)
TP - __3-4.5	5.2 (133)

Model	Dimensions – inches (mm)
	A
TP - __4-1.5	2.2 (57)
TP - __4-2.5	3.2 (83)
TP - __4-4.5	5.2 (133)
TP - __4-7.5	8.2 (210)

**Note:** Insert model designation for thermowell at the \_\_line. (See Modeling, Page 4.)

## Dimensions

Inches (mm)

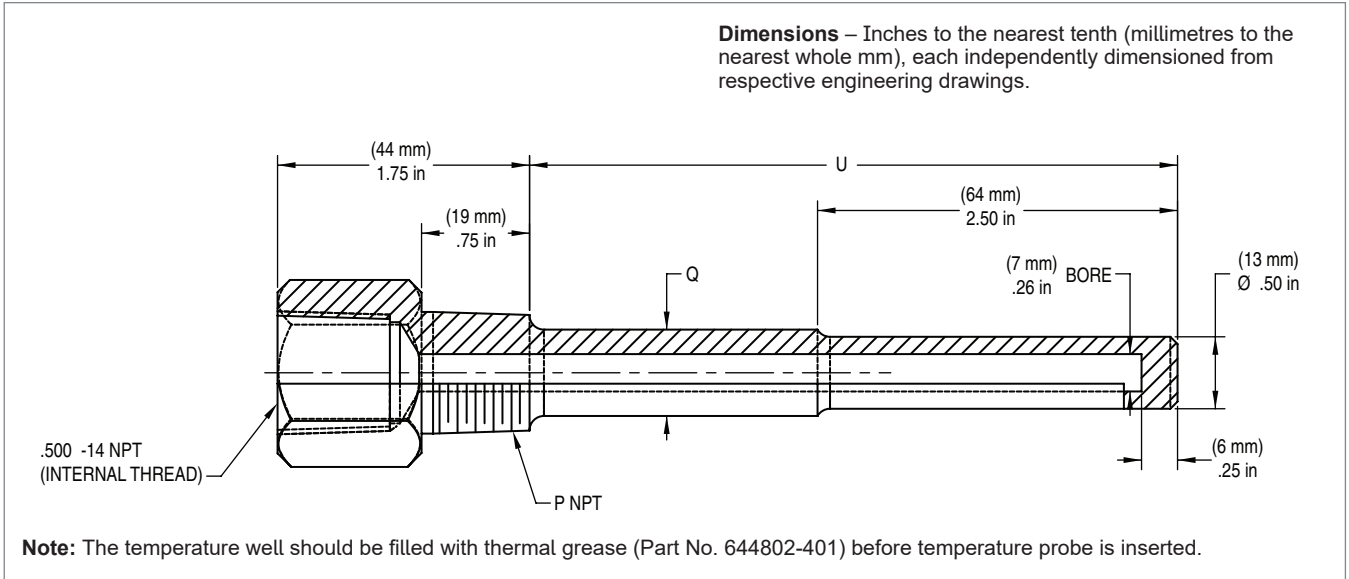


Figure 2 – Explosion-Proof Temperature Well

Probe	External Thread	Dimensions – Inches (mm)	Diameter – Inches (mm)
	P	U	Q
<b>Application 3</b>			
TP - W 3-1.5	.750-14 NPT	1.5 (38)	.5 (13)
TP - W 3-2.5	.750-14 NPT	2.5 (64)	.5 (13)
TP - W 3-4.5	.750-14 NPT	4.5 (114)	.8 (19)
<b>Application 4</b>			
TP - W 4-1.5	.500-14 NPT	1.5 (38)	.5 (13)
TP - W 4-2.5	.500-14 NPT	2.5 (64)	.5 (13)
TP - W 4-4.5	.500-14 NPT	4.5 (114)	.6 (16)
TP - W 4-7.5	.500-14 NPT	7.5 (191)	.6 (16)

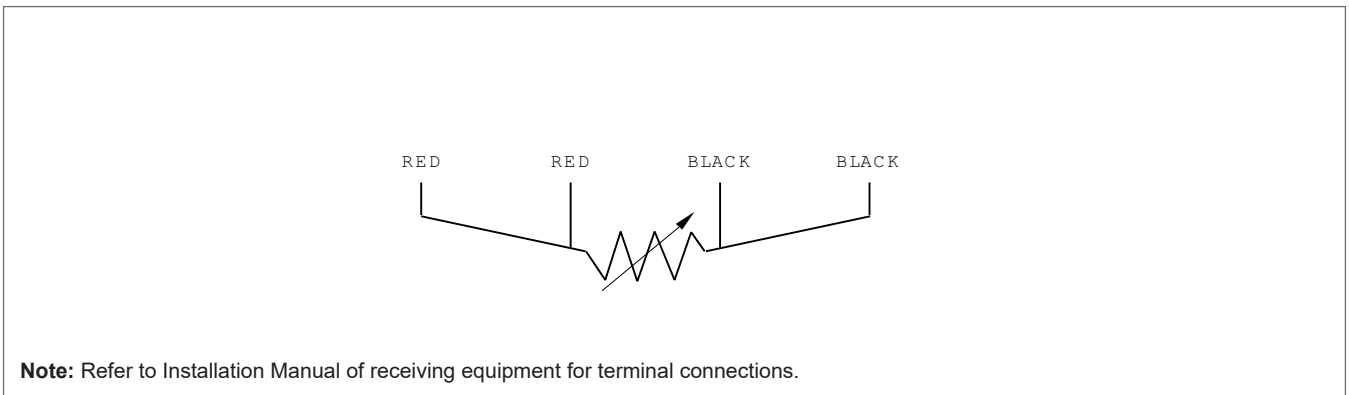


Figure 3 – Wiring – Four-Wire Probe (TPW-3, 4)

## Modeling Code – Temperature Probe and Well (For Direct RTD Input)

TP W — 3 — 2.5

### Model Designation

TP – Temperature probe (4 wire) with explosion-proof-junction box

### Thermowell

Blank – 1/2" NPT Probe; No Well  
W – With Thermowell

### Application

- 3 – Used with AccuLoad II and III; 1/2" NPT Probe and 3/4" NPT Well
- 4 – Used with AccuLoad II and III; 1/2" NPT Probe and 1/2" NPT Well; Well can be installed in a port on 3" or 4" 210 Valves

### Well Insertion Length

For No Well, use pipe size to determine length

1.5"

2.5"

4.5"

7.5"

**Note:** For applications other than AccuLoad II and III, reference probe specifications for compatibility to other instrumentation.

The specifications contained herein are subject to change without notice and any user of said specifications should verify from the manufacturer that the specifications are currently in effect. Otherwise, the manufacturer assumes no responsibility for the use of specifications which may have been changed and are no longer in effect.

USA Operation  
1602 Wagner Avenue  
Erie, Pennsylvania 16510 USA  
P:+1 814.898.5000

Germany Operation  
Smith Meter GmbH  
Regentstrasse 1  
25474 Ellerbek, Germany  
P:+49 4101.304.0